

## Fast Charge Deep Cycle Lead Carbon Battery

## HLC12-250

HLC series lead-carbon batteries use functional activated carbon and graphene as carbon materials, which are added to the negative plate of the battery to make lead carbon batteries have the advantages of both lead-acid batteries and super capacitors. It not only improves the ability of rapid charge and discharge, but also greatly prolongs the battery life. It is more suitable for the application of PSOC.

12V  
250Ah

Lead Carbon  
Technology

Deep  
Cycle



### COMPLIED STANDARDS

IEC 60869-21-22 JIS C8704 YD/T799  
BS6290 part4 GB/T 19638 UL 1989



### General Features

- ✓ Combine the characteristics of lead acid battery and super capacitor
- ✓ Long life cycle service design, excellent PSOC and cyclic performance
- ✓ High power, rapid charging and discharging
- ✓ Unique grid and lead pasting design
- ✓ Extreme temperature tolerance
- ✓ Able to operate at -30°C -60°C
- ✓ Deep Discharge recovery capability

### Applications

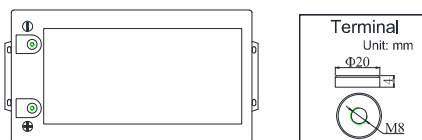
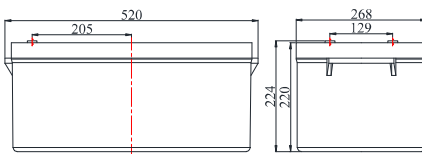
- Home Energy storage system
- Smart Power grid system
- Solar & Wind Power system
- Wheel chair, Golf Car
- Telecom systems
- BTS Stations
- Micro-grid system

### Technical Specifications

<b>Nominal Voltage</b>		<b>12V(6 cells per unit)</b>
<b>Design Floating Life @25°C</b>		<b>20 Years</b>
<b>Nominal Capacity @25°C(20 hour rate@12.50A,10.50V)</b>		<b>250.0Ah</b>
<b>Capacity @25°C</b>	<b>10 hour rate (22.28A,10.8V)</b>	<b>222.8Ah</b>
	<b>5 hour rate (41.30A,10.5V)</b>	<b>206.5Ah</b>
	<b>1 hour rate (144.4A,9.60V)</b>	<b>144.4Ah</b>
<b>Internal Resistance</b>	<b>Full Charged Battery@25°C</b>	<b>≤3.0mΩ</b>
<b>Ambient Temperature</b>	<b>Discharge</b>	<b>-30°C~60°C</b>
	<b>Charge</b>	<b>-30°C~60°C</b>
	<b>Storage</b>	<b>-30°C~60°C</b>
<b>Max. Discharge Current@25°C</b>		<b>2400A(5s)</b>
<b>Capacity affected by Temperature (10 hr Capacity )</b>	<b>40°C</b>	<b>108%</b>
	<b>25°C</b>	<b>100%</b>
	<b>0°C</b>	<b>90%</b>
	<b>-15°C</b>	<b>70%</b>
<b>Self-Discharge@25°C per Month</b>		<b>3%</b>
<b>Charge (Constant Voltage) @25°C</b>	<b>Standby Use</b>	<b>Initial Charging Current Less than 60.0A Voltage 13.6-13.8V</b>
	<b>Cycle Use</b>	<b>Initial Charging Current Less than 60.0A Voltage 14.4-14.7V</b>

### Dimensions & Weight

Length(mm)	520±1
Width(mm)	268±1
Height(mm)	220±1
Total Height(mm)	224±1
Weight(kg)	77.5±3%



### Battery Discharge Table

Discharge Constant Current per Cell(Ampere at 25 °C)

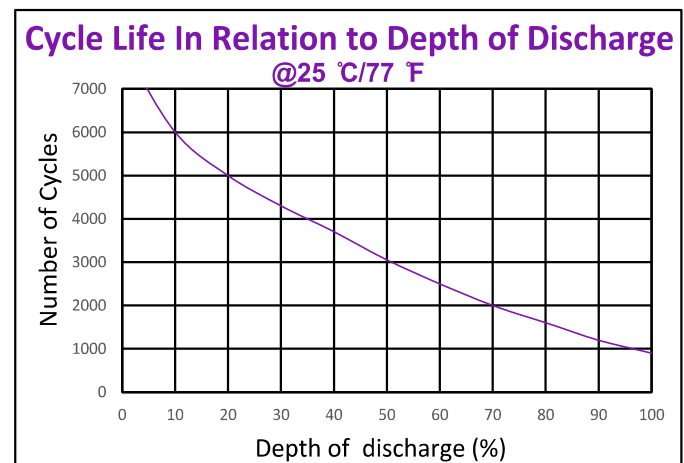
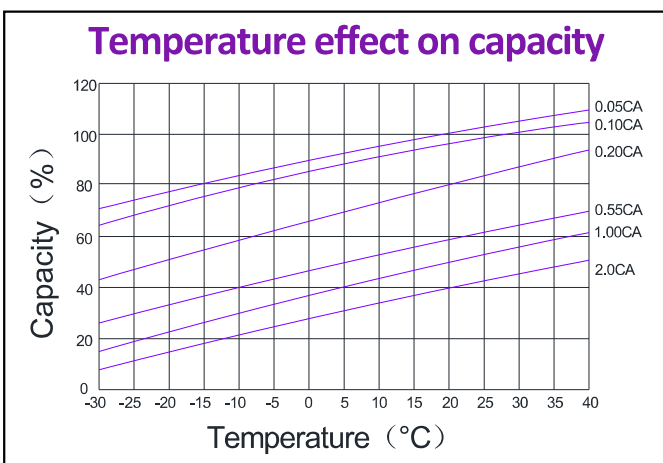
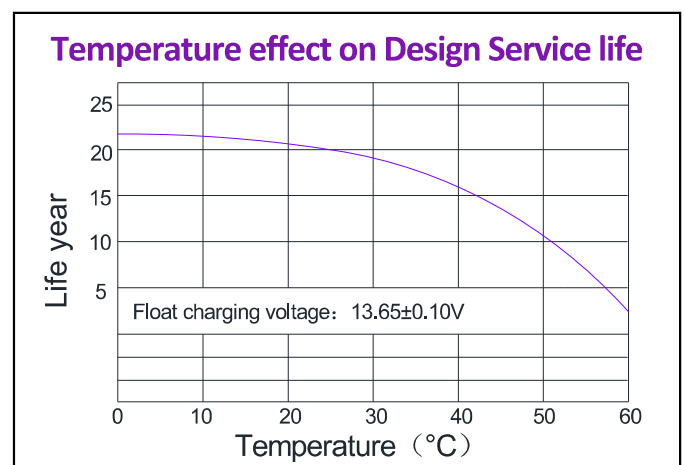
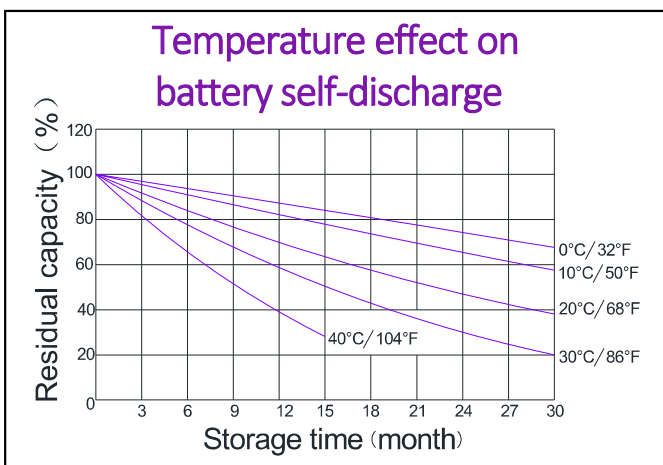
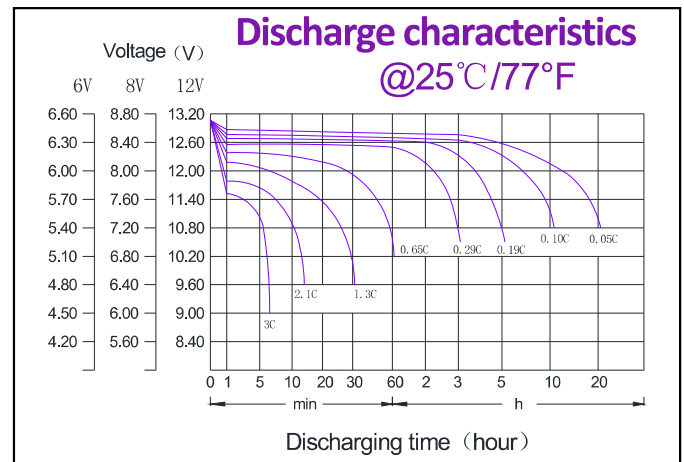
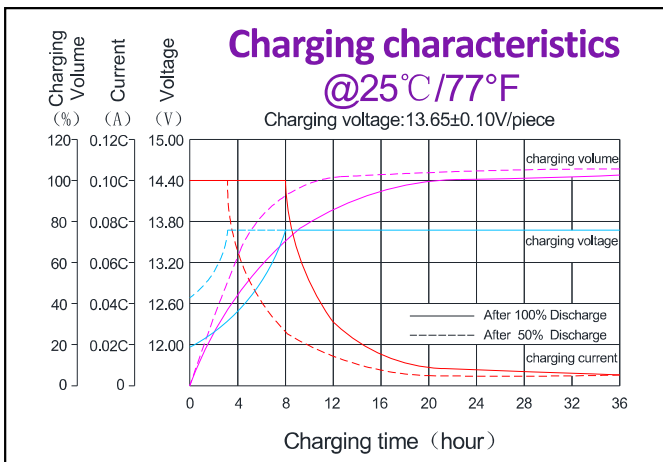
F.V/Time	5min	10min	15min	20min	25min	30min	35min	40min	45min	60min	90min	2h	3h	4h	5h	6h	7h	8h	10h	12h	20h
<b>1.60V</b>	652.6	416.1	353.5	287.9	253.8	226.0	199.5	181.4	165.9	144.4	116.6	91.7	64.4	52.7	43.6	36.6	32.2	28.8	24.46	20.56	12.98
<b>1.65V</b>	640.8	408.4	347.2	283.2	249.4	221.9	195.8	178.0	162.9	141.5	114.3	89.9	63.1	51.7	42.8	35.8	31.7	28.3	23.99	20.20	12.93
<b>1.67V</b>	634.5	404.6	343.3	278.7	247.2	220.0	194.7	177.1	162.1	140.2	113.5	89.1	62.6	51.2	42.3	35.6	31.4	28.0	23.75	20.05	12.86
<b>1.70V</b>	621.6	397.2	336.7	273.7	242.6	215.6	191.5	174.1	159.3	137.4	111.1	88.3	62.1	50.6	42.1	35.3	31.2	27.8	23.26	19.71	12.76
<b>1.75V</b>	616.9	393.0	334.3	270.3	238.8	213.7	188.9	171.8	157.1	135.8	110.1	86.5	60.8	49.9	41.3	34.8	30.6	27.3	23.01	19.39	12.50
<b>1.80V</b>	597.4	380.4	322.7	264.2	231.7	206.8	183.4	166.7	152.4	131.7	106.7	83.1	58.4	47.5	39.7	33.5	29.3	26.2	22.28	18.75	11.64

Discharge Constant Power per Cell(Watts at 25 °C)

F.V/Time	5min	10min	15min	20min	25min	30min	35min	40min	45min	60min	90min	2h	3h	4h	5h	6h	7h	8h	10h	12h	20h
<b>1.60V</b>	1222.8	784.4	666.6	545.5	482.9	431.8	381.2	347.6	318.1	277.1	223.3	175.9	123.6	101.0	83.6	70.1	61.8	55.3	46.8	39.7	24.72
<b>1.65V</b>	1205.2	772.6	658.4	538.9	476.3	425.7	374.4	340.6	313.4	272.1	219.4	172.9	121.5	99.5	82.6	68.8	61.0	54.5	46.0	38.9	24.48
<b>1.67V</b>	1196.7	766.3	652.3	533.4	472.4	421.9	372.4	339.5	311.5	269.3	217.9	171.4	120.5	98.4	81.5	68.6	60.5	54.0	45.8	38.7	24.36
<b>1.70V</b>	1185.7	755.3	641.9	523.5	463.9	413.6	367.2	334.0	306.8	264.4	213.5	169.8	119.2	97.4	81.0	68.0	60.0	53.5	44.8	37.9	24.24
<b>1.75V</b>	1179.4	749.0	637.8	516.6	457.3	409.8	362.6	330.1	301.9	261.5	211.4	166.5	116.9	95.8	79.5	67.0	58.9	52.5	44.3	37.5	23.76
<b>1.80V</b>	1144.8	728.1	618.5	507.3	445.2	397.2	352.1	321.1	293.1	253.5	204.9	160.2	112.4	91.4	76.6	64.4	56.4	50.4	42.8	36.2	23.04

**Note:** The above data are average values, and can be obtained within 3 charge/discharge cycles. These are not minimum values. Cell and battery designs/specifications are subject to modification without notice. Contact **CSPower** for the latest information.

**PERFORMANCE CHARACTERISTICS**



**BATTERY CONSTRUCTION**

Component	Positive plate	Negative plate	Container & Cover	Safety valve	Terminal	Separator	Electrolyte	Pillar seal
Features	Rare earth alloy grid with good corrosion resistance	Unique anode formula, high purity material, low self-discharge rate	ABS (UL94-V0 optional)	Flame resistance, aging resistance	Female Copper Insert M8(torque:10~12N.m)	AGM separator with organic fiber, longer service life	Gradual change gel electrolyte (with patent)	Anti-corrosion elastic O ring, two layers epoxy seal technology

**CSPower Battery Tech Co., Ltd.**

Add: Floor 3, Evolution Space, NO.61, Liuxian 2nd Road, Baoan, Shenzhen, China

Tel: +86-755-29123661 Email: sales@cspbattery.com



[WWW.CSPBATTERY.COM](http://WWW.CSPBATTERY.COM)